

10L - 24L - 47L



500384 - 500386 - 500387

Bartscher GmbH
Franz-Kleine-Str. 28
D-33154 Salzkotten
Germany

Phone: +49 5258 971-0
Fax: +49 5258 971-120
Service hotline: +49 5258 971-197
www.bartscher.com



Version: 1.0

Date of preparation: 2024-01-25

Original instruction manual

Technical Data

Name:	Storage container 10L
Art. No.:	500384
Material:	Polypropylene, Polycarbonate
Volume, in litres	10
Dimensions (W x D x H), in mm:	300 x 400 x 230
Weight, in kg:	1,2

We reserve the right to implement technical modifications.

Name:	Storage container 24L
Art. No.:	500386
Material:	Polypropylene, Polycarbonate
Volume, in litres	24
Dimensions (W x D x H), in mm:	300 x 590 x 435
Weight, in kg:	3,5




We reserve the right to implement technical modifications.

Name:	Storage container 47L
Art. No.:	500387
Material:	Polypropylene, Polycarbonate
Volume, in litres	47
Dimensions (W x D x H), in mm:	480 x 580 x 440
Weight, in kg:	5,0

We reserve the right to implement technical modifications.

Version / Characteristics 500384-500386-500387

- Suitable for contact with food
- **Not** suitable for washing in dishwashers
- Stackable
- Lid properties:

500384	500386	500387
<ul style="list-style-type: none"> - Cover with foldable lid, removable - transparent foldable lid, lockable 		
		

EN

- The set includes:

		
1 scoop	measuring cup, 500 ml	measuring cup, 500 ml

Intended Use

As described below, every use of the appliance for a purpose differing and/or diverging from its intended standard use, is prohibited and considered to be an unintended use.

The following is an intended use:

- Hygienic storage of various cereals as well as spices, rice or pasta.

Indications for User

- Store only suitable food products in the storage container.
- Pay attention to expiry dates of food products stored in the storage container.
- Close the transparent foldable lid of the storage container after taking out food products.

The transparent foldable lid allows a quick overview of dry goods in the storage container.

- Use the supplied scoop or measuring cup to retrieve food products.
- If required, storage containers can be stacked one on top of another to save space.



Care and Cleaning Instructions

1. Clean the storage container trolley before first use and clean it regularly before each new filling.
2. Clean storage container thoroughly with warm water, a soft cloth or a sponge and a mild cleaning agent.
3. Rinse the storage container thoroughly on the inside with clean water to remove any remaining cleaning agent.
4. Wipe the exterior of the storage container with a soft, damp cloth.
5. Dry the storage container thoroughly with a lint-free cloth or, before refilling, allow it to air dry completely.