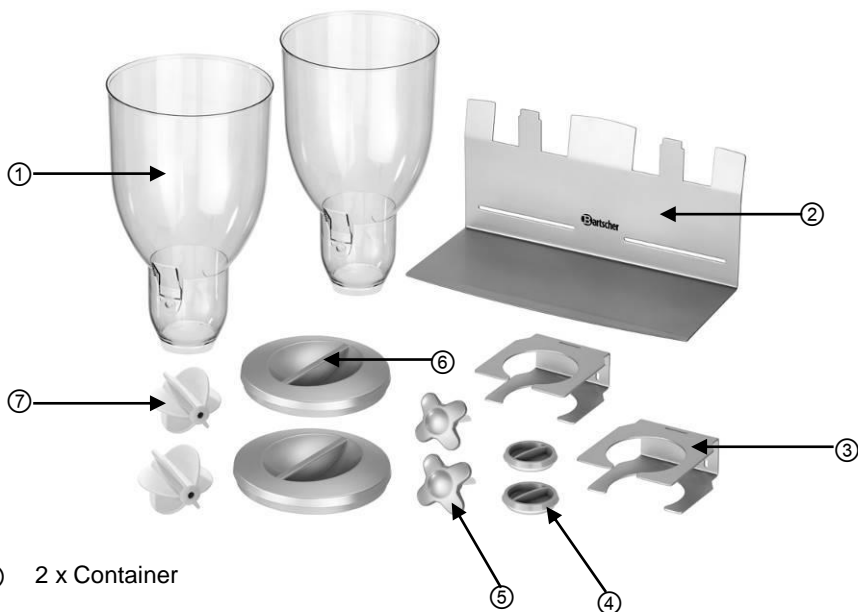




500378

Technical specifications

Name	Cereal dispenser, double
Code-No.:	500378
Material:	silver frame, lacquered steel sheet; containers: plastic, scratch-proof
Container capacity:	3.5 litres each
Size:	W 360 x D 170 x H 395 mm
Weight:	3.7 kg

Parts identification / Delivery terms

- ① 2 x Container
- ② Base
- ③ 2 x Container holder
- ④ 2 x Bottom lid
- ⑤ 2 x Doser knob
- ⑥ 2 x Plastic lid
- ⑦ 2 x Doser

Features

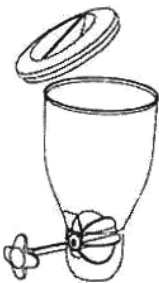
- perfect for serving breakfast cereals;
- turning allows dispensing of a desired amount of cereals without crushing;
- content (muesli, corn flakes, brans, etc.) maintains freshness and savour for long time;
- suitable for serving bowls up to H 7.5 cm;
- easy to disassemble, easy to clean;
- option of wall fixing (delivery does not include fixing materials)

Use for intended purpose

Cereal dispenser is designed for cereal dispensing.

Assembly

- Unpack the cereal dispenser and utilize the whole packing material. Verify for complete delivery.
- Before use, clean the parts with warm water and mild cleaning agent. Rinse with clean water and dry with a soft cloth.



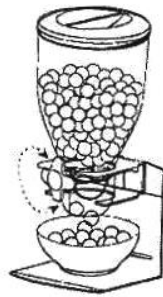
1

Place the dispensing paddles in the container, with the openings in the container corresponding with the opening of paddles axes. Insert the rod of the tap that locates the dispensing paddles.



2

Place the frame on an even surface and attach the container support. Place the container in the frame.



3

Fill the container with desired cereals and cover it with the lid. Place a suitable bowl under the container. Draw the required amount of cereals by turning the tap clockwise.

- Every turn allows for dispensing approx. 50 ml of the cereals.
- Before any longer intervals in using the cereal dispenser seal the bottom of the dispenser with the plug to maintain freshness of the cereals.

Cleaning

- Clean the cereal dispenser regularly.



NOTE!

Do **not** wash the parts of the cereal dispenser in a dishwasher!

- Disassemble the parts and clean them with warm water and mild cleaning agent. Rinse with clean water and leave until dry or dry with a soft cloth.
- Always use only a soft cloth, **never** use abrasive cleaning agents that may scratch the surfaces.

Bartscher GmbH
Franz-Kleine-Str. 28
33154 Salzkotten
Germany

phone: +49 5258 971-0
fax: +49 5258 971-120
Service-Hotline: +49 5258 971-197
www.bartscher.com