

1820-W



601180

Technical data

Name	Multi bench 1820-W
Code-no.:	601180
Material:	Plastic HDPE; Material of feet: Steel, painted, powder-coated, rubber
Model:	<ul style="list-style-type: none"> ▪ Colour: White ▪ Carrying handle ▪ Folding ▪ Safety locking system ▪ UV protected
Carrying capacity:	max. 300 kg
Dimensions:	W 1820 x D 280 x H 435 mm
Weight:	9.6 kg

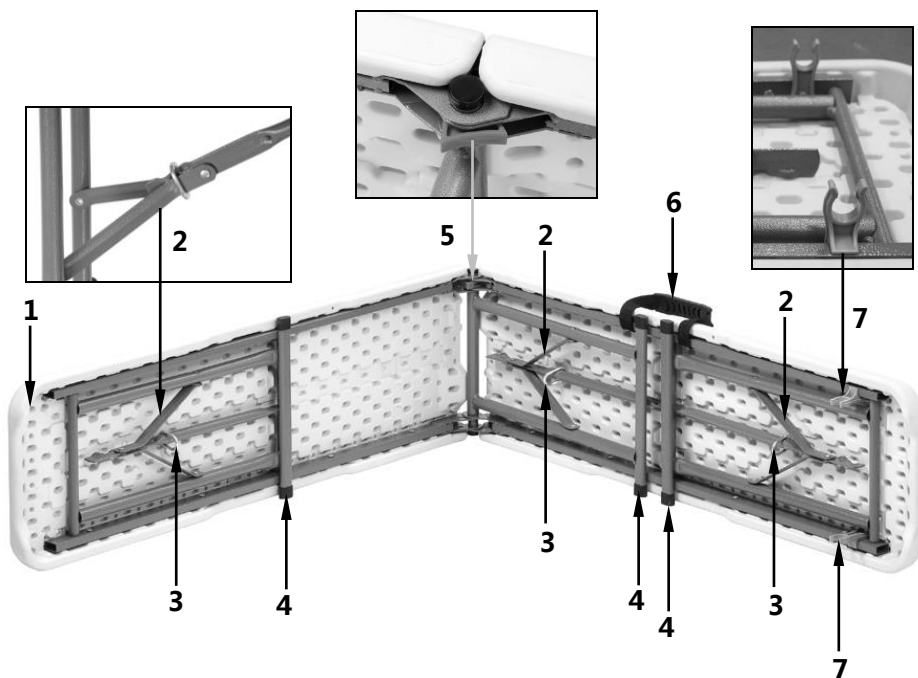
We reserve the right to implement the technical modifications!

Features:

- The stable fold-down bench with a durable plastic surface can be used for many different purposes quickly thanks to its lightweight and compact design.
- **Safety locking system** enables stable and safe positioning of the multi-bench.
- Together with Bartscher 1820-W multi-table (code-no. 601179) they are a perfect set of 1 table and two benches.




List of components




- 1 Seat
- 2 Feet hinge arms (3x)
- 3 Securing clamps (3x)
- 4 Feet (3x)
- 5 Protective device
- 6 Handle
- 7 Rack frame clamps (2x)

Installation instructions

- Unpack the multi-bench, remove and dispose of all package material according to the environment protection regulations.
- Place the multi-bench flat on the floor.
- Lift up the upper half of the bench and unfold the whole multi-bench.
- Unfold the bench feet (4) by pulling them from underneath the bench.




- To lock, push the protection (5) to the right in order to prevent the multi-bench from folding.



- Place the multi-bench in its standing position on the feet (2)
- To lock the feet (4) slide the securing clamps (3) onto the hinge arms (2). Make sure that the bench has been assembled correctly and safely.

Disassembly of multi-bench 1820-W

- Place the multi-bench with its seat (1) flat on the floor.
- Remove the securing clamps (3) from the hinge arms (2) and fold the bench feet (4).
- Release the protection (5) by pushing it to the left.



- Then, pull out the handle (7) and fold the multi-bench in such a way that both halves of the bench are interconnected by means of the two clamps on the rack frame (8).



Cleaning

- Clean the seat and its rack with a soft, damp cloth. Use a mild cleaning agent when required.
- Never use **any** sharp or scouring cleaning agents which may scratch the surface.
- Dry the multi-bench with a soft cloth.



CAUTION!

Failure to follow the instructions below may cause injury or damage.

- **Do not stand on the multi-bench.**
- **Do not place any hot objects directly on the multi-bench.**
- **Store the multi-bench in a horizontal or vertical position, on an even floor, without stresses or pressure caused by other objects.**

Bartscher GmbH
Franz-Kleine-Str. 28
33154 Salzkotten
Germany

phone: +49 5258 971-0
fax: +49 5258 971-120
Service-Hotline: +49 5258 971-197
www.bartscher.com